



SAN DIEGO COUNTY

PEOPLE



2.86*
AVERAGE HH SIZE

\$31,266*
PER CAPITA INCOME

33.4%*
of residents are of
Hispanic origin

MEDIAN AGE **35.1***

POPULATION **3.3 million***

67.0%*
of residents 25+ have
some college+



HOUSEHOLDS

1,094,157** HOUSEHOLDS




1,194,415*
TOTAL HOUSING UNITS

BY INCOME*



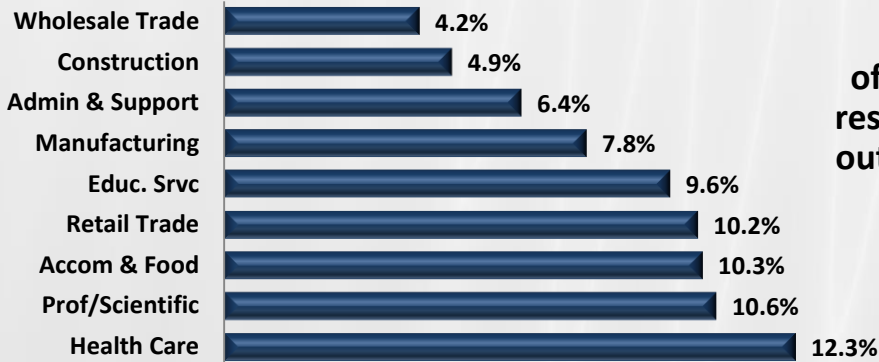
14.5%*
of individuals in poverty

\$64,309*
MEDIAN HH
INCOME



WORKERS

EMPLOYED RESIDENTS – **1,225,551**

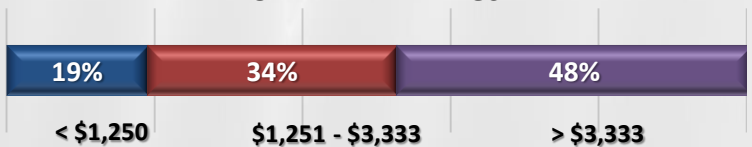


19.7%
of ALL WORKING
residents hold jobs
outside the county

JOBS

80.3%
Of all jobs in San Diego County
are held by its residents

MONTHLY EARNINGS



8.5% **>** Of all jobs in California are in San Diego County

Source: *U.S. Census Bureau, Quick Facts, July 2015 and 2011-2015 American Community Survey 5 Year Estimates; Local Employment Dynamics, OnTheMap <http://onthemap.ces.census.gov/>